

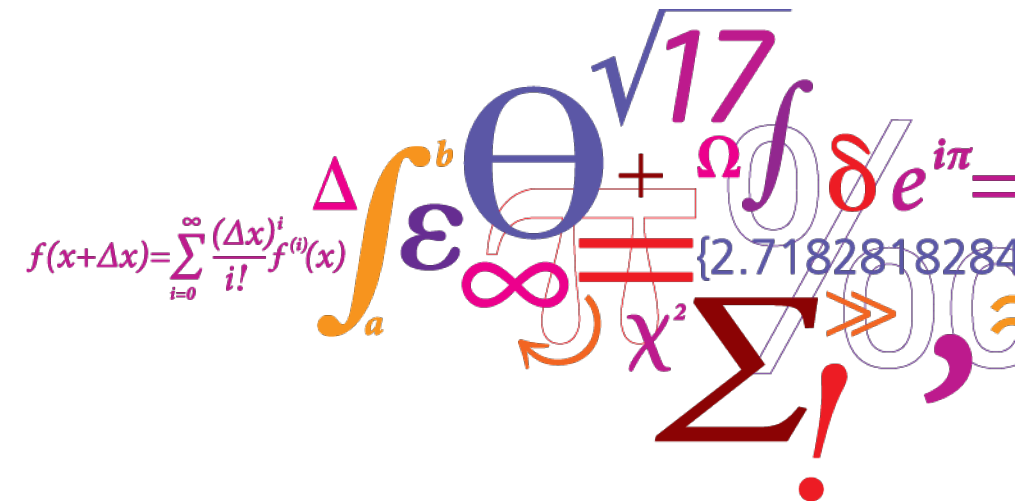
BHRP: Biometric Healthcare Research Platform

Paolo Masulli

DTU Compute, Cognitive Systems

&

iMotions A/S



DTU Compute

Department of Applied Mathematics and Computer Science

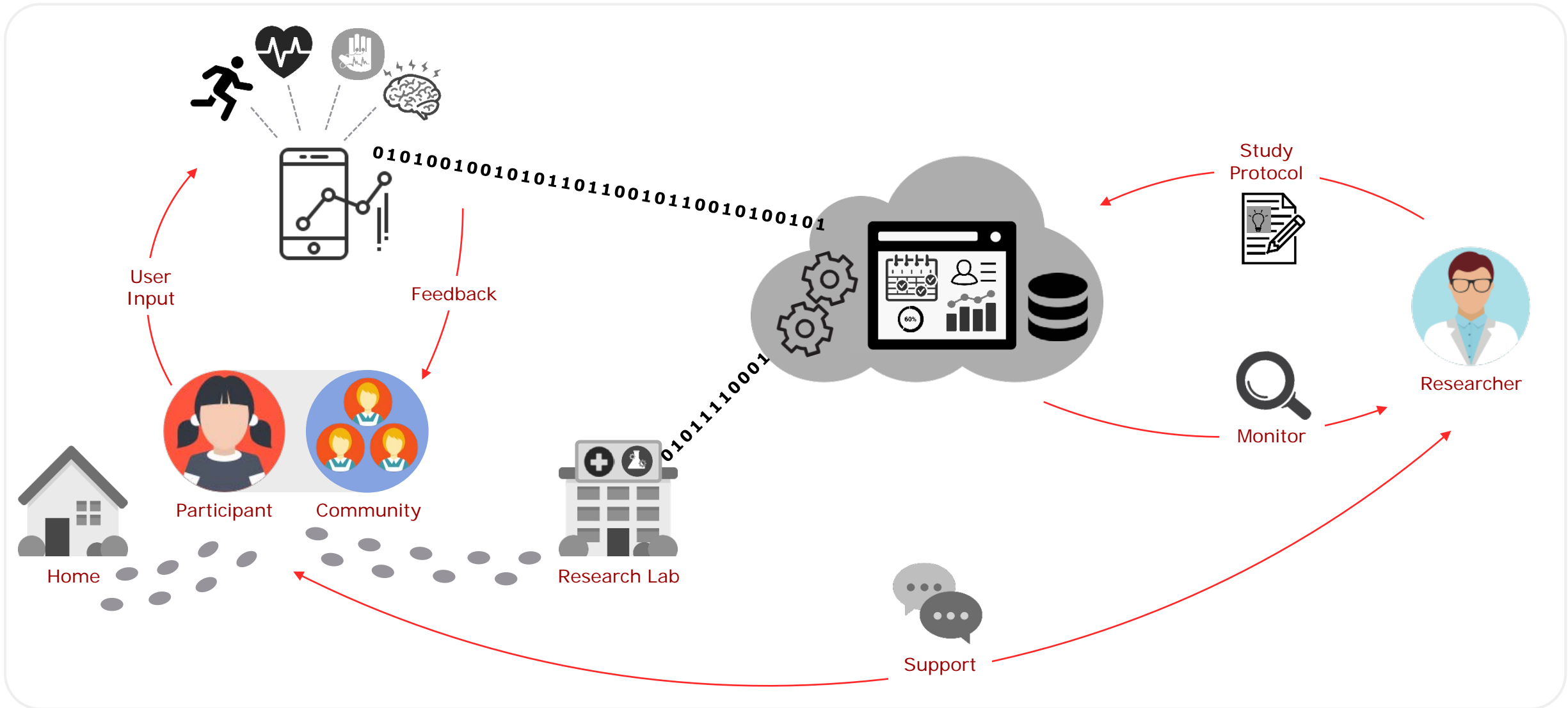
Goals and main ideas

- Long-term monitoring of neuropsychiatric diseases through the use of wearable sensors
- Leverage the broad (and ever-increasing) range of readily-available low-cost sensors
- Focus on multi-modal
- Collect data in the patient's natural environment, during their daily life



Innovation Fund Denmark

Project Platform Overview



Project partners

- DTU Cognitive Systems (DTU-CS)
(Tobias Andersen and PM)
- DTU Embedded Systems / Cachet (DTU-ESE)
(Steven Jeuris, Jakob Bardram)
- iMotions A/S
(Ambrose Soehn, Ulrik Jensen)
- Zealand University Hospital (ZUH)
(Ivan Zibrandtsen, Troels W. Kjær)
- Gillberg Neuropsychiatry Centre (GNC)
(Jakob Åsberg Johnels, Nouchine Hadjikhani)



Gillberg Neuropsychiatry Centre
Sahlgrenska Academy

The more data, the better?

"old" medicine

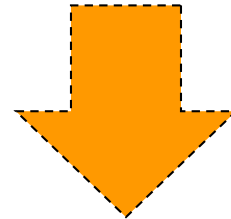


Modern conventional healthcare

- State-of-the-art medical equipment
- Few high-quality data points
- Expensive
- Foreign environment



CC-BY-SA 4.0 Pirump16



Pervasive healthcare

- Consumer-level devices
- Many (lower) quality data points
- Inexpensive
- Familiar environment



BHRP: Principles and challenges

Design principles

- Consumer-level devices
- Multi-modal
- Open platform (can integrate other devices)
- Focus on flexibility
- Mobile-centered, with integration of other devices

Challenges

- Ease of use
- Synchronization issues / different sampling rates
- Missing data
- Establishing a ground truth?

Two main studies

Epilepsy (Zealand University Hospital)

- Monitor epileptic patients using EEG and other modalities (movement, ECG, ...) with the primary goal of tracking and counting seizures and epileptic activity.



Autism (Gillberg Neuropsychiatry Centre)

- Monitor Autism Spectrum Disorder individuals tracking activity, stress levels, and social interaction (e.g. eye-tracking while looking at faces)



Gillberg Neuropsychiatry Centre
Sahlgrenska Academy

Challenges and perspectives

- **Maximizing probability of obtaining continuous, high-quality multimodal data** over long periods of time while minimizing resources and complexity:
 - Battery power, computational resources, wireless transmission bandwidth
 - Number of sensors, data transfer and storage components

- **How to ensure high compliance and data quality?**
 - Streamlining the user experience for research participants.
E.g. EEG recording mainly during sleep at participants home for epilepsy study